

Point Knob latch

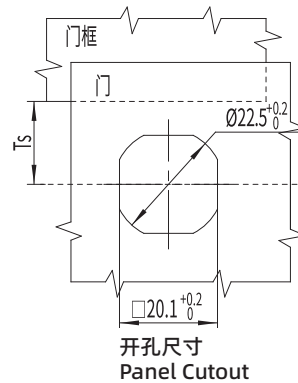
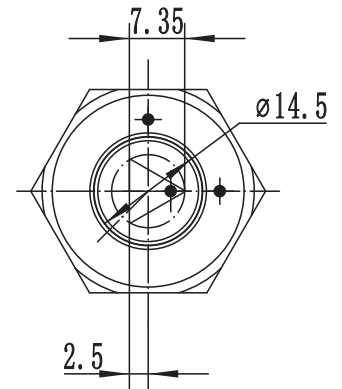
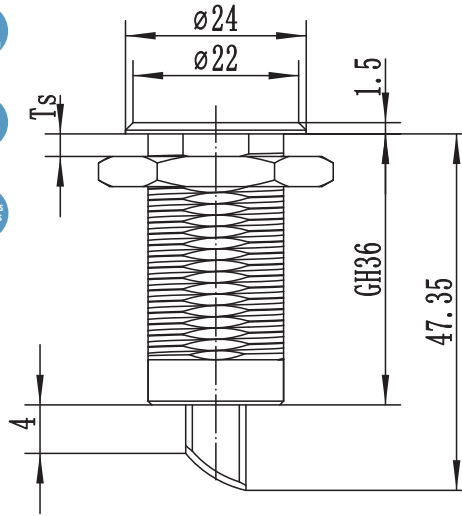
**B-1715**



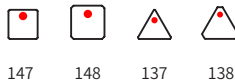
RL

IP65

S  
BUSINESS  
SERIES



锁芯 Cylinder



选型 Model selection

锁芯选型  
Lock cylinder selection

**B-1715-SX-A1L**

L 代表左锁 顺时针旋转锁紧  
L represents clockwise rotation and locking of the left lock  
R 代表右锁 逆时针旋转锁紧  
R represents the counterclockwise rotation and locking of the right lock

旋转 Rotate



如需获得产品3D模型图，请联系 WWW.FORND.COM

1. Material and surface treatment:  
Lock body, handle, dust cover : SUS304 or SUS316  
Sealing ring: EPDM foam.

2. Performance parameters:  
Protection class: IP65  
Ultimate load: 700N  
Tensioning and stretching amount: 9mm

3. Installation instructions:  
Fixed nut torque 17N. M  
Applicable door panel thickness: 1-15mm

1. 材质及表面处理:  
锁体: SUS304 或 SUS316  
密封圈: EPDM发泡胶。

2. 性能参数:  
防护等级: IP65  
极限载荷: 700N  
拉紧伸缩量: 9mm

3. 安装说明:  
固定螺母扭矩 17N.M  
适用门板厚度: 1-15mm