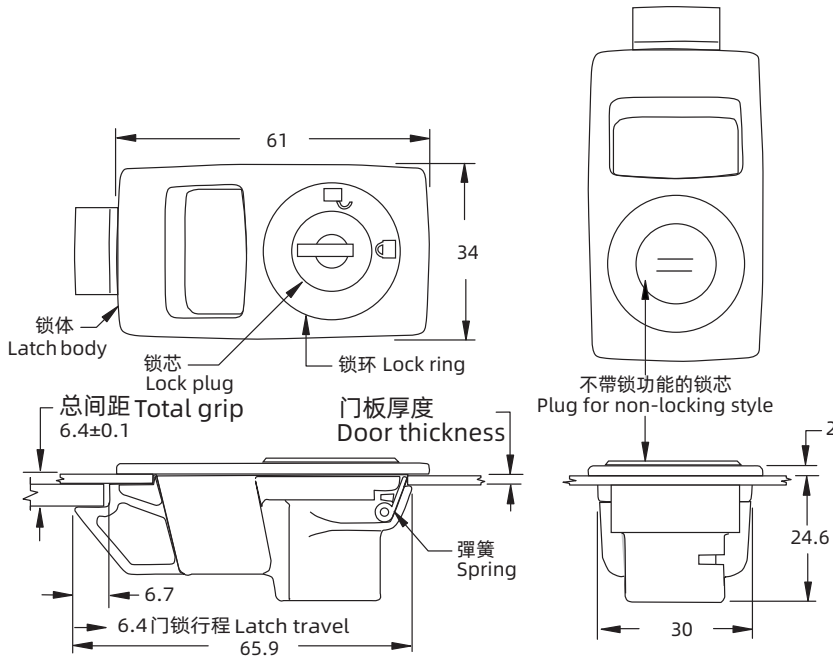


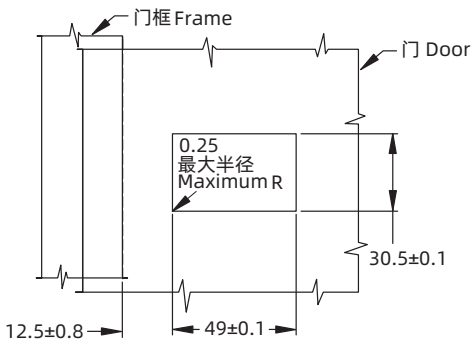
按压式门锁 Push-to-Close Latch

F-1916

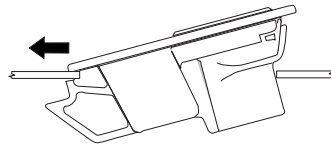
Push-to-Close Latch



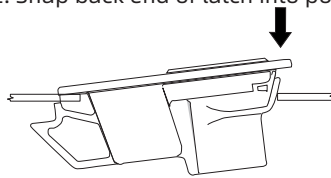
安装 Installation



1. Slip front of latch through hole, push forward
1. 滑动锁的前部穿过孔洞, 按压向前



2. 将锁的后端卡紧入位
2. Snap back end of latch into position



门板厚度 Door Thickness	零件号 Part Number		
	不带锁 Non-Locking	CH751 钥匙 (不提供钥匙) Keyed CH751 (No Keys Supplied)	CH751 钥匙 (提供两把) Keyed CH751 (2 Keys Supplied)
0.9 to 1.2	F-1916-80-525-12	F-1916-85-525-12	F-1916-87-525-12
1.3 to 1.6	F-1916-80-625-12	F-1916-85-625-12	F-1916-87-625-12

1. Material and surface treatment:
Latch: ABS, black
Spring: Stainless steel

2. Performance Details
Operating temperature range:
-40°C (-40°F) to 60°C (140°F)
Flammability rating: UL94-V0

1. 材质及表面处理:
门锁: ABS, 黑色
弹簧: 不锈钢

2. 性能详述
工作温度范围: -40°C 到 60°C
阻燃等级: UL94-V0