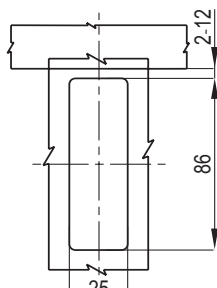
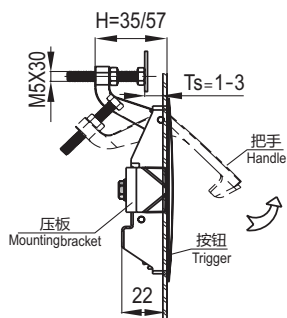
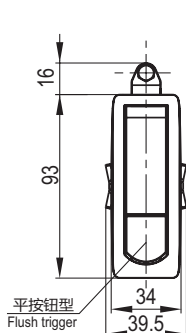


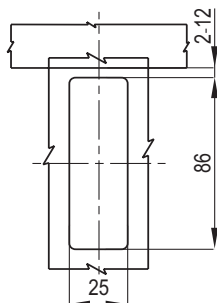
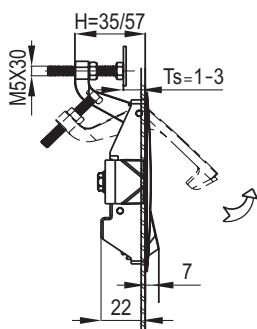
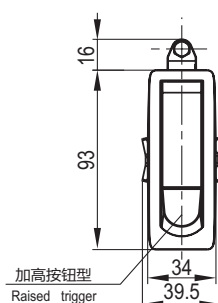
A-1442 lever compression latch

IP40

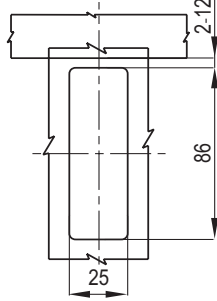
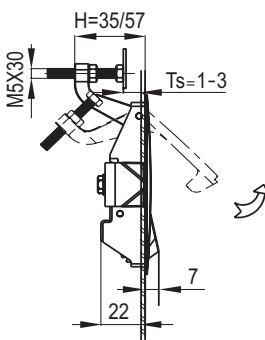
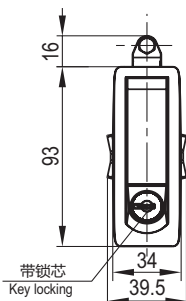
NEW



开孔尺寸
Panel Cutout



开孔尺寸
Panel Cutout



开孔尺寸
Panel Cutout



1. Material and surface treatment:
Lock body, handle: Zamak DIN-EN 1774-ZnAl4Cu1
Steel bolt: iron galvanized
Sealing ring: EPDM foam.

2. Performance parameters:
Protection class: IP40
Handle bearing tension value: $\leq 500N$
Maximum static load: 200N

3. Remark:
Default CH751 key code

1. 材质及表面处理:
锁体, 手柄: 5#锌合金
螺栓: 铁镀锌
密封圈: EPDM发泡胶。

2. 性能参数:
防护等级: IP40
手柄承载拉力值: $\leq 500N$
最大静载荷: 200N

3. 备注:
默认 CH751 钥匙

止口高度 Grip-Range	1~24		23~46	
	短杠杆 Short Arm		长杠杆 Longer Arm	
按钮款式 Trigger Style	喷塑亚光黑 Black powder coated	亮铬 Bright Chrome	喷塑亚光黑 Black powder coated	亮铬 Bright Chrome
无钥匙升高型 Non-locking raised trigger	A-1442-124-40	A-1442-124-30	A-1442-146-40	A-1442-146-30
无钥匙齐平型 Non-locking Flush trigger	A-1442-224-40	A-1442-224-30	A-1442-246-40	A-1442-246-30
带锁芯 (CH751) Key locking	A-1442-324-40	A-1442-324-30	A-1442-346-40	A-1442-346-30
十字槽 Tooling-Secured	A-1442-424-40	A-1442-424-30	A-1442-446-40	A-1442-446-30
带 CH751 钥匙锁带防尘盖型 CH751 key locking with shutter	A-1442-524-40	A-1442-524-30	A-1442-546-40	A-1442-546-30
内六角 4.5mm Hexagon female 4.5mm	A-1442-624-40	A-1442-624-30	A-1442-646-40	A-1442-646-30
内四方 8.5mm Female square 8.5mm	A-1442-724-40	A-1442-724-30	A-1442-746-40	A-1442-746-30